

155L single door freezer, white with 4 freezer drawers, 1 glass shelf, 3-star energy rating, electronic controls with Super Freeze function and door alarm



Product Details

FEATURES

Reversible door

Frost free

Super Freeze function

Electronic controls

Multi-flow air delivery system

R600a refrigerant
better for the environment

Door alarm

BENEFITS

Understanding new capacity and energy ratings
From the 15th August 2021, the way refrigerators are tested to calculate Energy Star Ratings and energy consumption have changed. This means that the capacity and energy rating calculations have changed, however the product remains unchanged. Be sure to check all new ratings to ensure that your comparisons are consistent with the new standards.

Pigeon Pair with WRM2400WE for extra storage solutions
Combining the 173L vertical freezer (WFM1700WE) with our 243L all refrigerator (WRM2400WE) provides you with 416L of storage for your fresh and frozen goods.

Super Freeze
Quick and convenient, Super Freeze will quickly lower the temperature within the freezer so food will freeze faster.

Four full-width freezer drawers for easy access
With four see through drawers, you can easily organise and access all of your frozen items.

Frost free
Save time as the freezer doesn't ice up and need manual defrosting

Reversible door
The door is reversible so that it may be positioned as either left or right hand side opening

R600a refrigerant
More environmentally friendly

Specifications

PRODUCT PROFILE

Domestic warranty details (yrs)	2
Additional domestic warranty for the sealed refrigeration system only (yrs)	3
Refrigerator Type	vertical freezer
Exterior door finish	White
Handle design	integrated
Fridge door opening	reversible
Cooling system	frost free
Refrigerant	R600a

DIMENSIONS

Total height (mm)	1434
Total width (mm)	550
Total depth (mm)	560
Depth door open 90degree (mm)	1065
Freezer Compartment Capacity (L) - AS/NZS 4474.1 2007 (IEC 62552-2015) *	155
Total Capacity (L) - AS/NZS 4474.1 2007 (IEC 62552-2015) *	155
Freezer compartment capacity (gross in litres)	173
Total Gross Capacity (L)	173
Total Net Capacity (L)	147

ENERGY

REFRIGERATOR SYSTEM

Controls	electronic (with display)
----------	---------------------------

ENERGY

Energy Star Rating - 3
AS/NZS 4474.1 2007 (IEC
62552- 2015) *

Energy Consumption 228
(kWh/year) - AS/NZS
4474.1 2007 (IEC 62552-
2015) *

Energy Star Rating AS/NZS 3
4474.2:2009

Energy consumption 277
AS/NZS 4474.2:2009
(kWhr/yr)

FREEZER COMPARTMENT

SHELVING

Shelving glass shelf

Number of shelves 1

REFRIGERATOR SYSTEM

Controls location internal

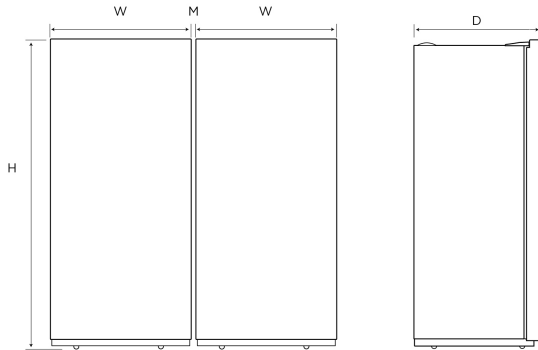
BASKET/DRAWER

Full width plastic basket 4

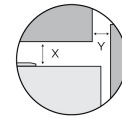
Dimensions

WRB5004SC/WC
WFB4204SC/WC
WRB3504AB/WB

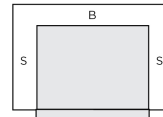
WFB2804AB/WB
WRM2400WF
WFM1700WE



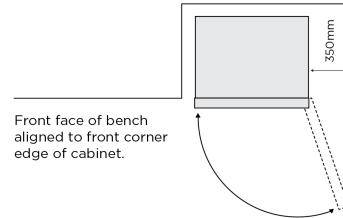
Minimum Recommended Airspaces



If you have a cupboard above the refrigerator with a rear gap of less than 100mm (Y), recommended minimum clearance at the top of the refrigerator increases from 30mm to 70mm (X).



Please note: Doors are designed to sit proud of cabinetry (not flush).



Dimensions	Product Height (H)	Product Width (W)	Product Depth (D)	Product Depth (D2) (Door Open)
WRB5004SC/WC	1725	699	641	1360
WFB4204SC/WC	1725	699	769	1360
WRB3504AB/WB	1720	597	652	1115
WFB2804AB/WB	1720	595	652	1115
WRM2400WF	1434	550	545	1050
WFM1700WE	1434	550	560	1065

Airspace	Side - both (S)	Top	Behind (B)	Middle (M)
WRB5004SC/ WC	30	30	50	21
WFB4204SC/ WC	30	30	50	21
WRB3504AB/ WB	100	100	75	100
WFB2804AB/WB	100	100	75	100
WRM2400WF	30	30	50	30
WFM1700WE	30	30	50	30

IMPORTANT

These dimensions are a guide only. All measurements are in millimetres (mm). For complete installation instructions, refer to the manual provided with product.
© 2023 Electrolux Home Products Pty Ltd. ABN 51 004 762 341. W_DIM_SD_Mar23

Terms and Conditions

IMPORTANT

This is a guide of product dimensions only. For complete installation instructions, refer to the manual provided with product.

PRODUCT INFORMATION

The descriptors and illustrations in this publication apply to the specific products and models described as at the date of issue. Under our policy of continuous product development, product specifications may change without notice. Prospective purchasers should therefore check with their retailer to ensure this publication correctly describes the products that are being offered for sale. All information supplied is to be used for general reference purposes only and is on the understanding that Electrolux Home Products Pty Ltd (Australia) and Electrolux (NZ) Ltd (New Zealand) will not be liable for any loss, liability or damage of whatever kind arising as a result of reliance on such information. Colours of products illustrated are as close as printing limitations allow. Electrolux will at all times comply with its obligations pursuant to law including Trade Practices (Australian Consumer Law) Act and Regulations.

WARRANTY

This warranty only applies to Appliances purchased and used in Australia or New Zealand and used in normal domestic applications and is in addition to (and does not exclude, restrict, or modify in any way) any non-excludable statutory warranties in Australia or New Zealand. All warranties are subject to the conditions set out in the warranty card accompanying the product when purchased.

ELECTROLUX HOME PRODUCTS AUSTRALIA

telephone: 1300 363 640

fax: 1800 350 067

email: customercare@electrolux.com.au

web: www.electrolux.com.au

ELECTROLUX HOME PRODUCTS NEW ZEALAND

telephone: 09 573 2230

fax: 09 573 2221

email: customercare@electrolux.co.nz

web: www.electrolux.co.nz