

619L side by side refrigerator, matte charcoal black with water dispenser, fruit & vegetable boxes, twist & serve icemaker & quick cooling boosts



Product Details

FEATURES

Flat door with integrated handles	Non plumbed in door water dispenser	Dual Crispers	SpillSafe Glass Shelves in the fridge & freezer
Two twist & serve icemakers in freezer	Quick Chill & Quick Freeze Functions	Energy saving holiday mode	Electronic touch controls
LED lighting	Egg tray	Fridge and freezer door alarm	All Round Cooling

BENEFITS

FreshSeal Crispers
Storing vegetables and fruit has never been so easy. Our dual FreshSeal Crispers offer a convenient storage solution for your fresh produce. They come in a great size to store fruit in one, and vegetables in the other.

Non plumbed filtered and chilled water
Designed to quench the needs of even the thirstiest family member, the non plumbed filtered water dispenser built into the fridge door will eliminate thirst in your household with refreshing convenience.

Not just one, but two
Double your icemaking with two twist and serve ice makers - one in the door and one on the shelf. Simply fill the tray, let it freeze and then twist into the ice caddy, so you will always have plenty of ice for those summer drinks.

Contain the mess
Spills happen, but when they do, the world doesn't have to end. The Westinghouse SpillSafe™ glass shelves help with the mess by containing the spilt liquid to one shelf, so you have less to clean.

Chill out with Quick Freeze
Quick Freeze brings the temperature of your freezer down to freeze food quickly.

Cool your groceries fast
Activate the Quick Chill function to cool your groceries fast, keeping them fresher for longer.

All Round Cooling
Protects the quality of your food ensuring the most stable temperature and humidity in the whole fridge.

Specifications

PRODUCT PROFILE

Domestic warranty details (yrs)	2
Additional domestic warranty for the sealed refrigeration system only (yrs)	3
Refrigerator Type	side by side
Exterior door finish	Black
Handle design	integrated
Fridge door opening	right
Cooling system	frost free
Freezer door opening	left
Refrigerant	R600a
Dispenser type	water
Plumbed water supply required	No

DIMENSIONS

Total height (mm)	1780
Cabinet height (mm)	1780
Total width (mm)	911
Cabinet width (mm)	911
Total depth (mm)	746
Cabinet depth (mm)	664
Depth door open 90degree (mm)	1191
Air space above cabinet (mm)	10
Food Compartment Capacity (L) - AS/NZS 4474.1 2007 (IEC 62552-2015) *	402
Freezer Compartment Capacity (L) - AS/NZS 4474.1 2007 (IEC 62552-2015) *	217
Total Capacity (L) - AS/NZS 4474.1 2007 (IEC 62552-2015) *	619

ENERGY

Energy Star Rating - AS/NZS 4474.1 2007 (IEC 62552- 2015) *	4.5
---	-----

Energy Consumption (kWh/year) - AS/NZS 4474.1 2007 (IEC 62552- 2015) *	405
--	-----

FOOD COMPARTMENT

SHELVING

Shelf material	glass
----------------	-------

Type of shelf	spill safe shelf
---------------	------------------

LIGHTING

Feature lighting	LED
------------------	-----

REFRIGERATOR SYSTEM

Controls	electronic (with display)
----------	---------------------------

Controls location	external
-------------------	----------

Controls type	touch
---------------	-------

Control functions	quick freeze function, holiday mode, quick chill
-------------------	--

Door alarm	fridge and freezer
------------	--------------------

CRISPERS

Crisper lid/shelf	glass
-------------------	-------

Crispers Runner system	rollers
------------------------	---------

Full width crisper	2
--------------------	---

Crisper features	fully sealed
------------------	--------------

FOOD COMPARTMENT DOOR

EXTERNAL

Dispenser through door	water
------------------------	-------

OTHER PROPERTIES

Seals	removable,mould resistant
-------	---------------------------

SHELVING

Shelving	glass shelf
----------	-------------

Type of shelf	spill safe shelf
---------------	------------------

Number of shelves	3
-------------------	---

LIGHTING

Main light	LED
------------	-----

FREEZER COMPARTMENT

ICE FACILITY

Twist ice and serve	2
---------------------	---

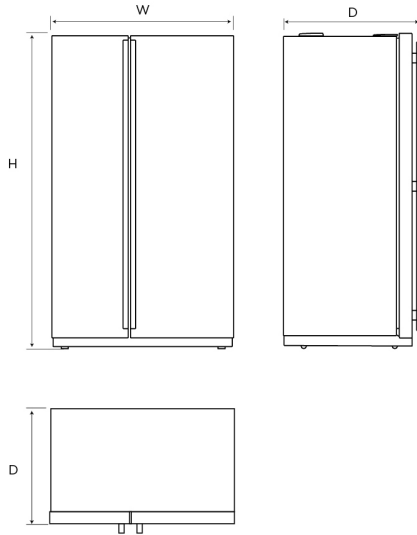
Ice Maker	Manual
-----------	--------

BASKET/DRAWER

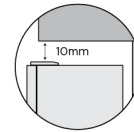
Full width plastic basket	2
---------------------------	---

Dimensions

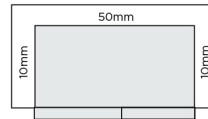
WSE6670BA/SA
WSE6630SA/WA
WSE6640BA



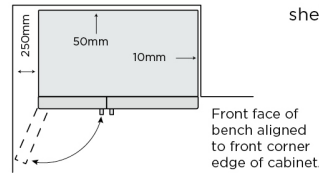
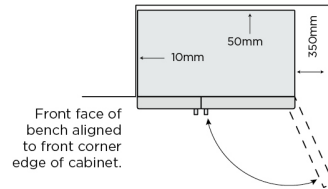
Minimum Recommended Airspaces



Please note: Doors are designed to sit proud of cabinetry (not flush).



When positioned in a corner area, spacing of at least 350mm on the fridge side, 350mm on the freezer side will allow the doors to open enough to enable the removal of bins and shelves.



Dimensions	Product Height (H)	Product Width (W)	Product Depth (D)	Airspace	Side - both	Top	Behind
WSE6670BA	1780	911	746	WSE6670BA	10	10	50
WSE6670SA	1780	911	746	WSE6670SA	10	10	50
WSE6630SA	1780	911	746	WSE6630SA	10	10	50
WSE6630WA	1780	911	746	WSE6630WA	10	10	50
WSE6640BA	1780	911	746	WSE6640BA	10	10	50

IMPORTANT

These dimensions are a guide only. All measurements are in millimetres (mm). For complete installation instructions, refer to the manual provided with product.
© 2021 Electrolux Home Products Pty Ltd. ABN 51 004 762 341. W_DIM_SxS_WSE6670-30-40_Oct21

Terms and Conditions

IMPORTANT

This is a guide of product dimensions only. For complete installation instructions, refer to the manual provided with product.

PRODUCT INFORMATION

The descriptors and illustrations in this publication apply to the specific products and models described as at the date of issue. Under our policy of continuous product development, product specifications may change without notice. Prospective purchasers should therefore check with their retailer to ensure this publication correctly describes the products that are being offered for sale. All information supplied is to be used for general reference purposes only and is on the understanding that Electrolux Home Products Pty Ltd (Australia) and Electrolux (NZ) Ltd (New Zealand) will not be liable for any loss, liability or damage of whatever kind arising as a result of reliance on such information. Colours of products illustrated are as close as printing limitations allow. Electrolux will at all times comply with its obligations pursuant to law including Trade Practices (Australian Consumer Law) Act and Regulations.

WARRANTY

This warranty only applies to Appliances purchased and used in Australia or New Zealand and used in normal domestic applications and is in addition to (and does not exclude, restrict, or modify in any way) any non-excludable statutory warranties in Australia or New Zealand. All warranties are subject to the conditions set out in the warranty card accompanying the product when purchased.

ELECTROLUX HOME PRODUCTS AUSTRALIA

telephone: 1300 363 640

fax: 1800 350 067

email: customercare@electrolux.com.au

web: www.electrolux.com.au

ELECTROLUX HOME PRODUCTS NEW ZEALAND

telephone: 09 573 2230

fax: 09 573 2221

email: customercare@electrolux.co.nz

web: www.electrolux.co.nz